

This tool allows you to view the practice results for the GP Patient Survey. This Department of Health survey, run by survey specialist Ipsos MORI, assesses patients' experiences of local NHS services.

Please note that not all differences (particularly at practice level) will be statistically significant. Caution is therefore advised when comparing findings at practice level.

Managing your health

THE KNOLL






Q30 Do you have a long-standing health condition?

Yes	112	64%	
No	62	35%	
Don't know/can't say	1	1%	
	<u>175</u>		

Q31 Which, if any, of the following medical conditions do you have?

Alzheimer's disease or dementia	2	1%	
Angina or long-term heart problem	12	8%	
Arthritis or long-term joint problem	28	18%	
Asthma or long-term chest problem	13	8%	
Blindness or severe visual impairment	2	1%	
Cancer in the last 5 years	7	4%	
Deafness or severe hearing impairment	7	4%	
Diabetes	10	6%	
Epilepsy	2	1%	
High blood pressure	43	27%	
Kidney or liver disease	4	3%	
Learning difficulty	0	0%	
Long-term back problem	18	11%	
Long-term mental health problem	9	6%	
Long-term neurological problem	7	4%	
Another long-term condition	29	18%	
None of these conditions	49	31%	
I would prefer not to say	2	1%	
	<u>159</u>		

Q32 In the last 6 months, have you had enough support from local services or organisations to help you to manage your long-term health condition(s)? Please think about all services and organisations, not just health services

Yes, definitely	47	45%	
Yes, to some extent	24	23%	
No	7	7%	
I haven't needed such support	27	26%	
Don't know/can't say	0	0%	
	<u>105</u>		

Q33 How confident are you that you can manage your own health?

Very confident	79	45%	
Fairly confident	83	47%	
Not very confident	11	6%	
Not at all confident	2	1%	
Confident (total)	<u>162</u>	93%	
	175		